


HITACHI

Duct EZY Systems

Cooling & Heating



Design you can trust

Duct EZY are ready designed, premium ducted air conditioning packages.

Designing a ducted system is a specialised and very technical process. Duct EZY takes away the need for this by providing a pre-designed package with a specifically engineered duct kit ensuring optimum performance. Whether for the home, office or shop you can now, at an affordable price, enjoy the luxury of reliable ducted air conditioning.



6 YEAR WARRANTY



QUIET CONTROL



EFFICIENT COOLING & HEATING



WIDE AMBIENT OPERATING RANGE
-15°C IN WINTER*
46°C IN SUMMER

* RAD models -15°C in winter / RPI models -20°C in winter.



Ducted Units (RPI)



Ducted Units (RAD)



Outdoor Units (RAC-E70 / RAS-4.0)



Duct Kit components



Wall Controller
Duct EZY 11
(PC-ARF)



Wall Controller
Duct EZY 8
(SPX-WKT3)

Ducted Units

Installed Hitachi ducted in-ceiling units are quieter than equivalent capacity hi-wall units. As 8.0 or 11.2kW systems (heating capacity), these units are capable of air conditioning up to three or four rooms respectively.

Outdoor Units

Hitachi outdoor units are very efficient with advanced inverter technology. They supply heating while outdoor temperatures are as low as -20°C* and cooling while outdoor temperatures are as high as +46°C.

Ducted Kits

Duct Kits are made in New Zealand from the highest quality durable components. Duct Kits are ready designed to optimise airflow performance for each system and are supplied as a complete set. Duct Kits include:

- Round supply diffusers (3 in an 8.0kW package, 4 in an 11.2kW package).
- The option of a single return grille for the 8.0kW system and the option of either a single (ideal for limited access and retrofits) or dual return grilles for the 11.2kW system (ideal for new builds and suspended ceilings).
- Supply and return plenums.
- The correct amount of ducting for the system (expansion kits are available to allow for longer duct lengths).

Controls

Duct EZY systems come standard with Hitachi's high performance wall controllers with LCD display. Functions include seven day schedule settings .

Key benefits of a Duct EZY system

- Duct EZY now provides the opportunity to easily step up from single room air conditioning to the luxury of total home air conditioning at an **affordable price**.
- Duct EZY systems provide **discreet** air conditioning. Valuable wall space is preserved and diffusers can be discreetly positioned to fit around lighting and fixtures.
- Duct EZY systems are **quiet**, having installed noise levels better than wall mounted heat pumps of equivalent capacity.
- Duct EZY makes it simple, save on design and customisation costs with a ready designed package complete with a specifically engineered duct kit to ensure **optimum performance**.
- Many ducted systems under perform due to poor duct design. You're secure with Duct EZY as **NZ's most experienced air conditioning company** has done the design for you.
- Duct EZY systems have been designed for **easy installation** into existing premises often with no need for any additional post installation repairs within or outside your building.
- Duct EZY systems ensure **even air distribution**, within open areas or between more than one room, through our specially engineered duct kit.
- Duct EZY systems are **high quality air conditioning systems** and so reliable they come with Hitachi's industry leading '**Six Year Warranty**'.





Two Sizes

We offer Duct EZY systems in two capacities, either 8.0 or 11.2kW (heating). The 8.0kW system includes three supply air diffusers while the 11.2kW system comes with four. Depending on your needs this will allow you a range of air conditioning options, small bedrooms or offices will likely require only one diffuser outlet while living rooms and open plan areas may require more.

Quality Assured

Duct EZY are high quality air conditioning systems manufactured to the highest standards. You can trust in their absolute reliability, and to prove it Hitachi offers a 'Six Year Warranty', the industries best.

Quiet Operation

Duct EZY systems are not only discreet, but also quiet. Both the in-ceiling and outdoor unit have noise levels similar to wall mounted heat pump systems of equivalent capacity. Ducted in-ceiling units are installed in the roof space resulting in a further reduction of noise levels.

Discreet

Duct EZY systems allow you the luxury of discreet air conditioning. The ducted unit is installed in the ceiling providing comfort you feel but can't see. Round ceiling diffusers can be discreetly positioned to complement or fit around lighting and existing fixtures.

Affordable

Duct EZY systems come already designed and packaged not needing any customisation. This makes them a more affordable alternative to other custom ducted systems.

Hassle Free Installation

Hitachi Duct EZY systems have been designed not only to ensure optimum performance but also a hassle free, seamless installation into new or existing buildings. Their retrofit design means there is often no need for any additional post installation repairs to either the inside or outside of your premises.

Duct EZY in your home

Relax in style as a concealed Hitachi premium inverter ducted unit quietly and effortlessly fills your home with comfort.

You may be in the process of considering the installation of a heat pump in your home. Now with Duct EZY there is a trusted, ready engineered and affordable option for air conditioning not only a single area but your entire home.

You'll rest easy with Duct EZY.

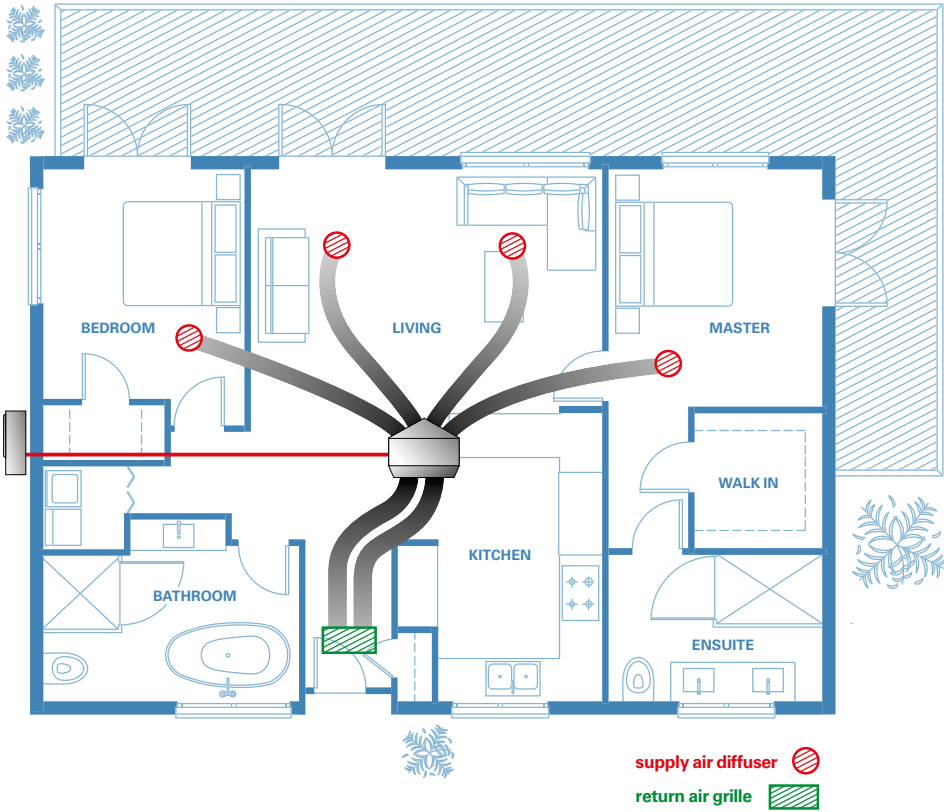
Note: Duct EZY must be installed by a professional air conditioning installer to qualify for warranty.





Example

Residential example of Duct EZY 11 shown here.




Duct EZY in your business

Duct EZY are professionally designed, premium ducted air conditioning packages.

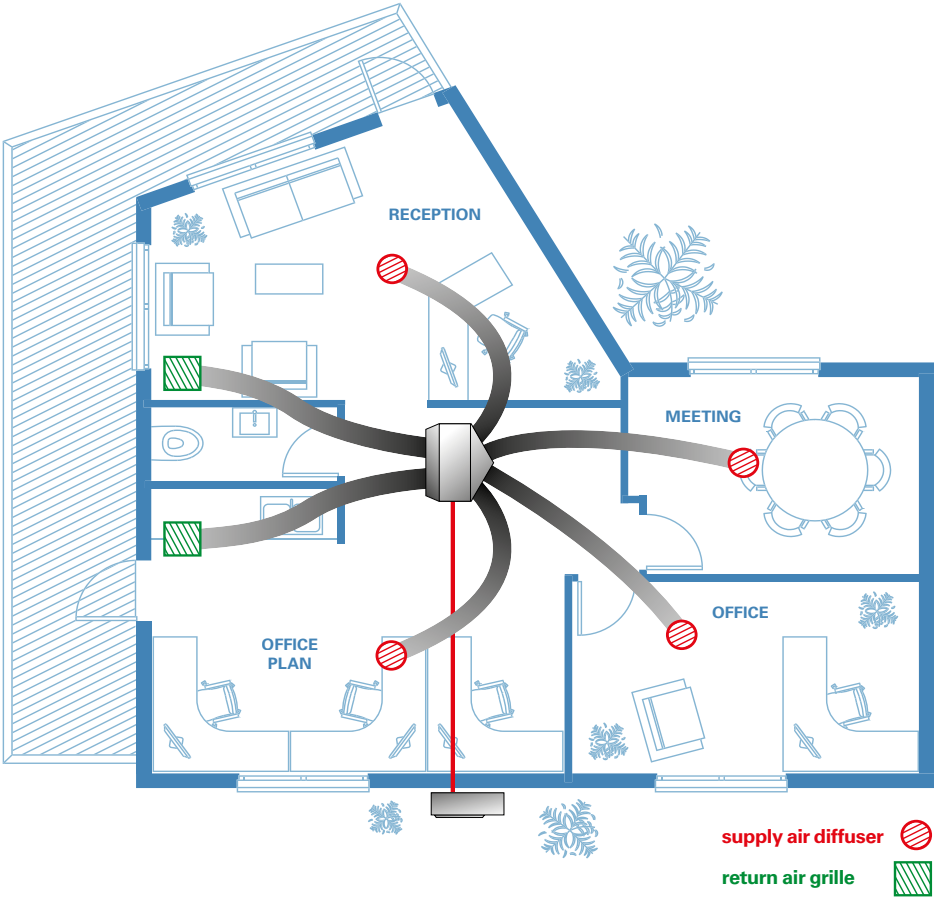
Duct EZY is a perfect solution for small to medium commercial premises. Shops can benefit from discreet, evenly distributed air supply to open areas. Office buildings with both open areas and small offices require efficient air supply to all these spaces.

In many cases office buildings may require multiple systems due to different heating and cooling requirements within the building. Duct EZY, with its offering of two different sized systems, is a reliable and economical solution.



Example

Commercial example of Duct EZY 11 shown here.



Duct EZY Specifications

MODEL	Duct EZY 8	Duct EZY 11
Indoor	RAD-E70YHA	RPI-4.0FSN2SQ
Outdoor	RAC-E70YHA	RAS-4HVNC1
Capacity kW		
Cooling	7.0	10.0
Heating	8.0	11.2
Capacity (Range) kW		
Cooling	1.5 - 8.0	4.5 - 11.2
Heating	1.5 - 8.5	5.0 - 14.0
Air Flow		
Fan Speeds	4	3
Ex Static (Pa)	50 - 160	120 (max)
Air Flow (l / s) Hi / Med / Low / Slow	415 / 325 / 200 / 170	600 / 550 / 416 / -
Air Outlet / Inlet		
Supply Air Duct: Diameter (mm) / length (m)	200 Ø / 3	250 Ø / 3 (or 6 - refer to expansion kit below)
Return Air Duct: Diameter (mm) / length (m)	350 Ø / 3	350 Ø / 3
Air Outlets - RPD Diffusers (mm)	200 Ø	250 Ø
Air Inlet - Fixed Blade Grille (mm) (Single / Dual option)	400 x 400 / -	850 x 400 / 600 x 600
Efficiency		
EER / AEER Cooling	3.34 / 3.32	3.63 / 3.46
COP / ACOP Heating	3.40 / 3.39	4.26 / 4.02
Sound Pressure Levels (dB(A))		
Indoor Unit (Sound Pressure)		
Hi / Med / Low / Slow	39 / 35 / 32 / 29	48 / 45 / 41 / -
Outdoor Unit (Sound Pressure)		
Cool / Heat / Night	50 / 53 / -	52 / 54 / 50
Dimensions (mm)		
Indoor Unit (H x W x D)	270 x 900 x 720	350 x 1076 x 800
Outdoor Unit (H x W x D)	800 x 850 x 298	1140 x 950 x 370
Weights (kg)		
Indoor / Outdoor	35 / 52	57 / 79
Range of Operation		
Outdoor Op. Temp. (Cooling) °C db	-15 to +46	-5 to +46
Outdoor Op. Temp. (Heating) °C db	-15 to +24	-20 to +24
Refrigerant Type	R32	R410A
Electrical		
Interconnecting Wires (mains)	3 core + Earth 1.5 mm ²	2 core + E
Interconnecting Wires (comms)	Refer installation manual	Twisted Pair Cable with Shield, 0.75mm ² min
Max Current (Amps)	16	26
Installation		
Pipe Connection Sizes: Liquid / Gas (mm)	6.35 / 15.88	15.88 / 9.52
Max Pipe Length (m)	30	70
Max Pre-charged Length (m)	30	30
Max Pipe Length (m) (Outdoor Unit above / below)	20 / 20	30 / 20
Duct EZY 11kW - Duct Expansion Kit	Doubles the length to two supply air diffusers / Manual dampers for short ducts.	

Duct EZY 8



RAD-E70YHA



RAC-E70YHA



Wall Controller
(SPX-WKT3)

Duct EZY 11



RPI-4.0FSN2SQ



RAS-4HVNC1



Wall Controller
(PC-ARF)

Duct Kit Components

MODEL	Duct EZY 8	Duct EZY 11
Indoor	RAD-E70YHA	RPI-4.0FSN2SQ
Outdoor	RAC-E70YHA	RAS-4HVNC1
Plenums**	1 x supply (3 spigots) 1 x return (1 spigot)	1 x supply (4 spigots) 1 x return (2 spigots)
Flexible Ducting	3 x supply* 1 x return*	4 x supply* 2 x return*
Supply Diffuser	3 x RPD *	4 x RPD*
Return Grille	1*	1 or 2*
Controller	1 x SPX-WKT3	1 x PC-ARF

*See the above specification table for sizing. **For attachment to Indoor unit.

Temperzone Ltd

ENQUIRIES

nzsales@temperzone.com

NEW ZEALAND

Auckland: (09) 279 5250

Wellington: (04) 569 3262

Christchurch: (03) 379 3216

AUSTRALIA

Sydney: (02) 8822 5700

Melbourne: (03) 8769 7600

Brisbane: (07) 3308 8333

Adelaide: (08) 8115 2111

DISTRIBUTORS

Newcastle: (02) 4962 1155

Perth: (08) 6399 5900

Launceston: (03) 6331 4209

6 YEAR WARRANTY ON PARTS AND LABOUR*



6 YEAR
WARRANTY

hitachiaircon.co.nz

The specifications of this catalogue may change without prior notice to allow Hitachi Cooling & Heating to incorporate the latest innovations for its customers. The information contained in this catalogue is merely informative. Hitachi Cooling & Heating declines any responsibility in the broadest sense, for damage, direct or indirect, arising from the use and / or interpretation of the recommendations in this catalogue.

* Refer to NZ Hitachi Warranty for fully conditions.